


Easy Data Management

Interfaces, Cables and Accessories

MeasurLink[®] ENABLED
Data Management Software by Mitutoyo



Connect one or more gages with SPC Output to a PC

Small Tool Instruments and Data Management

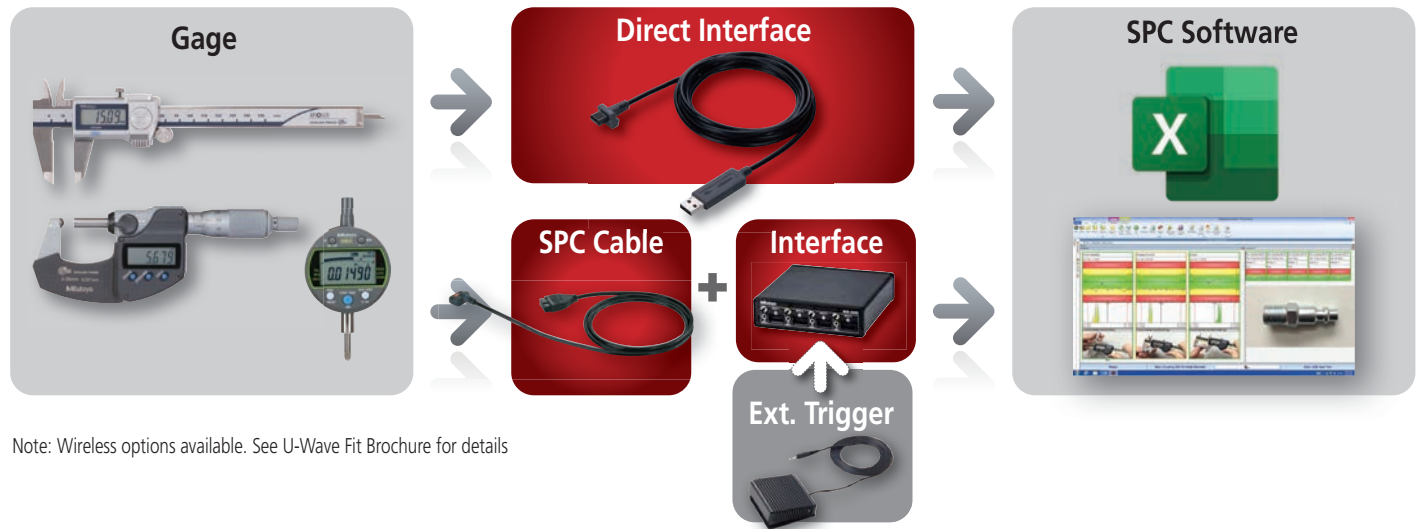


Plug and Play Interfaces

Collect data quickly and easily with any of Mitutoyo's Data Management products. Whether your need is to manage and retain incoming data, gather data from multiple tools to create a customer report, perform SPC, or simply send data into Excel, Mitutoyo has the solution.

Benefits:

- No drivers, downloads, or installs required
- Send data into any program by converting your measuring tools into a virtual keyboard (HID)
- Request data from the PC
- Request data on a timed interval
- Supports Virtual COM Port (VCP)
- Converter cables easily transfer data from RS-232 devices to a PC or interface without special software and set-up



Note: Wireless options available. See U-Wave Fit Brochure for details

USB Multiplexers

The USB Multiplexer is an interface that connects multiple gages with SPC Output to a PC. The benefits of a Digimatic Multiplexer include:

- The ability to transfer data from the gage into any software such as Excel or MeasurLink®
- Simplifying multi-gage inspection stations to a single USB connection reduces the number of connections required to the PC
- Supports keyboard emulation (HID), Virtual COM Port (VCP) and RS232 connections
- MAX, MIN and TIR collection modes for a single gage or across all connected gages
- Data input from Digimatic, d2, and RS-232 devices
- Timed and continuous data streaming
- Map ports to specified spreadsheet columns or rows for organized data collection
- Date and timestamp for spreadsheets



SPC Cables are used to connect gages to the Multiplexer. A USB connection to the PC allows data to be transferred by keyboard emulation (HID) or Virtual COM Port (VCP).

Multiplexers can be connected together to form a system that supports up to 99 gages. Data from single or multiple ports can be sent by the multiplexer, PC, or an external trigger.

Data Hardware Options

Direct Interface



USB Input Tool Direct- ITN

This tool is a slim, single-piece cable with smooth routing for improved workability. Simply plug and play! No drivers or software required to input data to the PC.

Part No.	Description	Part No.	Description
06AFM380A	USB-ITN-A**	06AFM380D	USB-ITN-D
06AFM380B	USB-ITN-B	06AFM380E	USB-ITN-E
06AFM380C	USB-ITN-C	06AFM380F	USB-ITN-F
Note: For more information see official brochure		06AFM380G	USB-ITN-G

Interface



Input Tools

The Input Tool for RS-232 and the Input Tool for USB allows you to connect any Mitutoyo gage with SPC output directly to your PC. These input tools feature a data button separate from the gage and support an optional external trigger.



Data LOGGER DP-1VA

Store up to 1000 measurements and batch transfer to a spread sheet or immediately print measurements and statistical results. Supports gage input at timed intervals and optional external trigger.



USB Multiplexers

Mitutoyo USB Multiplexers are available in 1, 2, 4 or 8 port models. The 1, 2 and 4 port models have integrated trigger switches.

Part No.	Description
264-016-10	USB INPUT TOOL **
264-007	INPUT TOOL FOR RS232C OUTPUT

Note: For more information see official brochure


Part No.	Description
264-505A	DP-1VA, 120V AC W/ D2 OUTPUT**

Note: For more information see official brochure

Part No.	Description
64AAB637	MIG-1USB, V6.0 W/D2 COMPAT, SINGLE INPUT
64AAB638	MIG-2USB, V6.0 W/D2 COMPAT, DUAL INPUT**
64AAB639	MIG-4USB, V6.0 W/D2 COMPAT, 4 INPUT
64AAB640	MIG-8USB, V6.0 W/D2 COMPAT, 8 INPUT

SPC Cables

10-pin connector



SPC Cables

Mitutoyo SPC Cables all have a common 10-pin connector on one end. This end connects to the USB Input Tool, multiplexer or DP-1VA Data LOGGER. The other end connects to the desired gage. Be sure to choose the connector that matches the Digimatic SPC Port on your tool. Some SPC cables have an integrated Data Send Button that can be used if the tool is not equipped. SPC cables come in 1m and 2m lengths.

Part No.		Description
1m	2m	
05CZA624	05CZA625	SPC CABLE TYPE A
05CZA662	05CZA663	SPC CABLE TYPE B
959149	959150	SPC CABLE TYPE C
936937	965014	SPC CABLE TYPE D
937387	965013	SPC CABLE TYPE E
937387	905409	SPC CABLE TYPE F
21EAA194	21EAA190	SPC CABLE TYPE G

Note: Refer to catalog for correct cable selection

Ext. Trigger



External Triggers

Manually trigger data using the Push button switch or for hand-free data collection use the Foot Switch.

Part No.	Description
937179T	FOOT SWITCH**
64AAB644	PUSH BUTTON SWITCH
12AAJ088	HEAVY-DUTY FOOT SWITCH

Accessories



Extension Cables

Allows extension of the SPC Cable by 6 or 10 feet.



Extension Adapters

Extend the length of an SPC cable with the 10-pin(M/M) extension adapter.

Part No.	Description
64AAB645	DIGIMATIC EXTENSION CABLE, 6'**
64AAB646	DIGIMATIC EXTENSION CABLE, 10'



Serial Converter Cables

Convert the signal from a serial output gage to Digimatic or USB to be used with any interface* or PC.

*Extension adapter w/AC needed for SPC converter cables if not used with MIG-2, MIG-4, MIG-8

Part No.	Description
64AAB647	DIGIMATIC EXTENSION ADAPTER, W/AC
02ADF640	EXTENSION ADAPTER/DIGIMATIC CABLE**



Serial Cables and Adapters

Use serial cables to connect RS-232 output devices and equipment to a PC or adapters to change the RS-232 connector.

Part No.	Description
64PMT114	CONVERTER CABLE, RS-232C TO SPC, 9 PIN MALE
64AAB641	CONVERTER CABLE, RS-232C TO SPC, 25 PIN MALE
64AAB642	CONVERTER CABLE, RS-232C TO USB, 9 PIN MALE**
64AAB643	CONVERTER CABLE, RS-232C TO USB, 25 PIN MALE

Part No.	Description
64AAB532	USB 2.0 RS-232 SERIAL ADAPTER W/LED INDICATORS**
12AAA807	RS-232C CONNECTING CABLE NULL
12AAA882	RS-232C CONNECTING CABLE STRAIGHT
64PTS268	F/F NULL MODEM ADAPTER-DB-9 (F) TO DB-9 (F)

**Pictured

USB Multiplexers

Toggle switch

Available on MIG-2 & 4 USB Multiplexers. Used to trigger data or start and stop MAX, MIN, TIR data collection

Push button switch

Available on MIG-1 USB Multiplexers. Used to trigger data or start and stop MAX, MIN, TIR data collection

10-pin Digimatic port and LED indicator

Available on MIG-1, 2, 4, & 8. LED verifies data input and MAX, MIN & TIR data collection 10-pin port accepts data from any Mitutoyo Digimatic tool with an SPC cable

Trigger Port

Available on MIG-1, 2, 4, & 8. Used to trigger data or start and stop MAX, MIN, TIR data collection with an external trigger. Can be used to trigger all data ports

Model	MIG Input				MIG Output		Data Send						Power	
	# of Inputs	10-pin Digimatic	Serial RS232	Pass-Thru Port	USB	RS232	Button	Timed	Max/Min/TIR	Continuous	Polling from PC	Column/Row Mapping	Power Supply	Supplies Power**
MIG-1USB	1	Y	--	--	HID/VCP	--	Push	--	Y	Y	Y	Y	from USB port	--
MIG-2USB	2	Y	RS232 DB9M	Y	HID/VCP	RS232 DB9F	Toggle	Y	Y	Y	Y	Y	Power Adapter	Y
MIG-4USB	4	Y	RS232 DB9M	Y	HID/VCP	RS232 DB9F	Toggle	Y	Y	Y	Y	Y	Power Adapter	Y
MIG-8USB	8	Y	RS232 DB9M	Y	HID/VCP	RS232 DB9F	--	Y	Y	Y	Y	Y	Power Adapter	Y

All MIG units include USB cable, RS-232C cable*, AC adapter*, and USB flash drive with additional drivers.

* MIG-1USB does not include RS-232C cable or AC adapter. Power is supplied by USB.

**MIG interfaces can have a feature where power can be supplied to gages or converter cables that can accept it, such as: 64PMT114, LGS Linear Gages, etc.



MIG-1USB



MIG-2USB



MIG-4USB



MIG-8USB

Rear View



Find additional product literature and our product catalog

www.mitutoyo.com

Note: All information regarding our products, and in particular the illustrations, drawings, dimensional and performance data contained in this printed matter as well as other technical data are to be regarded as approximate average values. We therefore reserve the right to make changes to the corresponding designs. The stated standards, similar technical regulations, descriptions and illustrations of the products were valid at the time of printing. In addition, the latest applicable version of our General Trading Conditions will apply. Only quotations submitted by ourselves may be regarded as definitive. Specifications are subject to change without notice.

Mitutoyo products are subject to US Export Administration Regulations (EAR). Re-export or relocation of our products may require prior approval by an appropriate governing authority.

Trademarks and Registrations

Designations used by companies to distinguish their products are often claimed as trademarks. In all instances where Mitutoyo America Corporation is aware of a claim, the product names appear in initial capital or all capital letters. The appropriate companies should be contacted for more complete trademark and registration information.

Mitutoyo

Mitutoyo America Corporation

www.mitutoyo.com

One Number to Serve You Better

1-888-MITUTOYO (1-888-648-8869)

M³ Solution Centers:

Aurora, Illinois (Headquarters)

Boston, Massachusetts

Charlotte, North Carolina

Cincinnati, Ohio

Detroit, Michigan

Los Angeles, California

Seattle, Washington

Houston, Texas