

▼ Shown: **SP35S**



Much Faster than Drilling...



Tool Kit SPK10

Included with all 35-ton punches, this tool kit is used to remove and install the punch into the head.

Can be ordered as a replacement under model number **SPK10**.



Ordering Information

The 35-ton hydraulic punch may be ordered by itself or as a set, including an electric, air or hand pump.

Please refer to the Quick Selection Chart information on next page.

A punch and die may also be ordered as a matched set.

- 0.50" thick mild steel maximum capacity
- Round, oblong and square punches and dies are available to solve your punching applications
- Long life Enerpac single-acting, spring return design
- Durable case keeps tools and dies together and provides for easy carrying and storage
- CR400 female coupler included

▼ STANDARD PUNCH AND DIE SETS SELECTION CHART

Hole Shape	Imperial*		Metric*	
	Hole Size (in)	Bolt Size (in)	Hole Size (mm)	Bolt Size (mm)
●	0.31	1/4	7.9	–
●	0.38	5/16	9.5	M8
●	0.44	3/8	11.1	M10
●	0.53	7/16	13.5	M12
●	0.56	1/2	14.3	–
●	0.69	5/8	17.5	M16
●	0.78	–	19.8	M18
●	0.81	3/4	20.6	–
■	0.31	1/4	7.9	–
■	0.38	5/16	9.5	M8
■	0.44	3/8	11.1	M10
■	0.50	7/16	12.7	M12
●	0.31 x 0.75	1/4	7.9 x 19	–
●	0.38 x 0.75	5/16	9.5 x 19	M8
●	0.44 x 0.75	3/8	11.1 x 19	M10
●	0.50 x 0.75	7/16	12.7 x 19	M12


* Material thickness should **not** exceed hole diameter.

▼ SP-Series, Lightweight Hydraulic Punch – much faster than drilling.



Single-Acting, Spring Return Hydraulic Punch

▼ QUICK SELECTION CHART

* 	Included				Model Number	Weight (lbs)
	Punch and Die Set	Pump	Pump Type ¹⁾	Hose		
SP35	-	-	-	-	SP35	35
SP35	Standard**	-	-	-	SP35S	40
SP35	Standard**	PUD1100B	E	HC7206	SP35SP	70
SP35	Metric***	-	-	-	MSP351	40
SP35	Standard**	P392	H	HC7206	STP35H ²⁾	55
SP35	Standard**	PATG1102N	A	HC7206	STP35A ²⁾	63

* Punch oil capacity: 4.58 in³

Includes the following punch and die sets:

** SPD438, SPD688, SPD563 and SPD813

*** SPD375, SPD531, SPD438 and SPD688

¹⁾ E = Electric; H = Hand; A = Air operated

²⁾ STP35H and STP35A include the GP10S gauge and GA2 gauge adapter.

**SP,
MSP,
STP
Series**



Capacity:

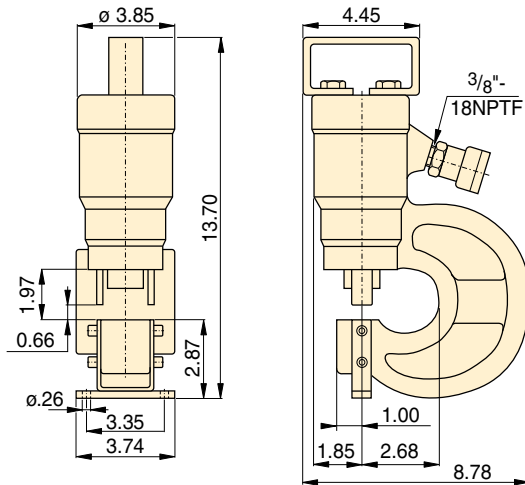
35 tons

Hole Sizes:

0.31 - 0.81 inch

Maximum Operating Pressure:

10,000 psi




CAUTION!

Chart below is for reference only! Maximum allowable material thickness to be punched varies with set wear.



CAUTION!

Material thickness should not exceed hole diameter.

Standard Punch & Die Set 	Maximum Allowable Material Thickness To Be Punched (in) (Material thickness should not exceed hole diameter.)											
	Model No.	1)	2)	3)	4)	5)	6)	7)	8)	9)	10)	11)
SPD313	0.31	0.31	0.25	0.25	0.25	0.25	0.13	0.19	0.25	0.25	0.25	0.25
SPD375	0.38	0.38	0.31	0.31	0.31	0.31	0.19	0.25	0.31	0.31	0.31	0.31
SPD438	0.44	0.44	0.38	0.38	0.38	0.31	0.19	0.31	0.31	0.31	0.31	0.31
SPD531	0.50	0.50	0.44	0.44	0.44	0.38	0.25	0.31	0.38	0.38	0.38	0.38
SPD563	0.50	0.50	0.50	0.44	0.50	0.44	0.25	0.38	0.44	0.44	0.44	0.44
SPD688	0.50	0.50	0.50	0.44	0.50	0.40	0.25	0.31	0.40	0.40	0.40	0.40
SPD781	0.50	0.50	0.50	0.44	0.50	0.38	0.25	0.31	0.38	0.39	0.38	0.38
SPD813	0.50	0.50	0.50	0.44	0.50	0.31	0.19	0.31	0.31	0.31	0.31	0.31
SPD458	0.31	0.31	0.25	0.25	0.25	0.25	0.13	0.19	0.25	0.25	0.25	0.25
SPD549	0.38	0.38	0.31	0.31	0.31	0.31	0.19	0.25	0.31	0.31	0.31	0.31
SPD639	0.44	0.44	0.38	0.38	0.38	0.31	0.19	0.31	0.31	0.31	0.31	0.31
SPD728	0.50	0.50	0.44	0.44	0.44	0.38	0.25	0.31	0.38	0.38	0.34	0.34
SPD106	0.31	0.31	0.25	0.25	0.25	0.25	0.13	0.19	0.25	0.25	0.25	0.25
SPD125	0.38	0.38	0.31	0.31	0.31	0.31	0.19	0.25	0.31	0.31	0.31	0.31
SPD188	0.44	0.44	0.38	0.38	0.38	0.31	0.19	0.31	0.31	0.31	0.31	0.31
SPD250	0.50	0.50	0.44	0.44	0.44	0.38	0.25	0.31	0.38	0.38	0.38	0.38

Steel Qualities (see table):

- 1) Mild A-7
- 2) Boiler Plate
- 3) Structural A-36
- 4) Struct Corten (ASTM A242)
- 5) Cold Rolled C-1018
- 6) Hot Rolled C-1050
- 7) Hot Rolled C-1095
- 8) Hot Rolled C-1095 Annealed
- 9) Stainless Annealed
- 10) Stainless 304 Hot Rolled
- 11) Stainless 316 Cold Rolled