

Temperature dry-well calibrator Model CTD4000

WIKA data sheet CT 41.10



Applications

- Testing and calibration of temperature measuring instruments
- Reference instrument for easy and quick measurements
- Suitable for on-site use

Special features

- High stability
- Possibility to check temperature switches
- Low weight and compact design
- Simple operation



Temperature dry-well calibrator CTD4000

Description

These innovative calibrators have been designed for on-site applications as well as for the severe conditions of the naval and marine sectors.

Their ease of use and their compact and practical design make them unbeatable in industrial processes where the calibration of the temperature measurement systems is essential for the control of the process and the quality of the final product.

Special attention is paid to reduce weight, size and to reinforce robustness by using an aluminium body as well as aluminium and stainless steel for many internal parts.

Each calibrator is tested in our laboratory and calibrated with our references in accordance with the international standard. At this stage all the functions are checked against reference parameters and a calibration protocol is issued.

The thermal part of these calibrators is made of a metal block heated with resistors or with Peltier thermoelectric modules. In the metal block there is one bore in which the interchangeable insert is placed.

With the available standard inserts, the calibrators are versatile and can be easily adapted for the calibration of temperature probes with the most common diameters.

Customer-specific inserts and bores are available on request.

Specifications

CTD4000 series

	Model CTD4000-140
Display	
Temperature range	-24 ... +140 °C [-11 ... +284 °F]
Accuracy ¹⁾	0.25 K at 100 °C [212 °F]
Stability ²⁾	±0.1 K
Resolution	0.1 °C
Temperature control	
Heating time	approx. 20 min from 20 to 120 °C [from 68 °F to 248 °F]
Cooling time	approx. 17 min from +20 to -20 °C [from +68 °F to -4 °F]
Stabilisation time ³⁾	dependent on temperature and temperature probe
Insert	
Immersion depth	104 mm [4.09 in]
Insert dimensions	Ø 19 x 104 mm [Ø 0.75 x 4.09 in]
Insert material	Aluminium
Voltage supply	
Operating voltage	AC 100 ... 240 V ±10 %, 50/60 Hz
Power consumption	80 W
Fuse	2.5 A slow blow fuse
Power cord	for Europe
Communication	
Interface	RS-232
Case	
Dimensions (W x D x H)	130 x 260 x 280 mm [5.12 x 10.24 x 11.02 in]
Weight	4.9 kg [10.81 lbs]

1) Is defined as the measuring deviation between the measured value and the reference value.

2) Maximum temperature difference at a stable temperature over 30 minutes.

3) Time before reaching a stable value.

The measurement uncertainty is defined as the total measurement uncertainty ($k = 2$), which contains the following shares: accuracy, measurement uncertainty of reference, stability and homogeneity.

Specifications	Model CTD4000-375	Model CTD4000-650
Display		
Temperature range	t _{amb} + 15 °C ... 375 °C [t _{amb} + 15 °F ... 707 °F]	t _{amb} + 15 °C ... 650 °C [t _{amb} + 15 °F ... 1,202 °F]
Accuracy ¹⁾	0.35 K	0.5 K
Stability ²⁾	±0.1 K	±0.3 K
Resolution	0.1 °C	
Temperature control		
Heating time	approx. 20 min from 30 to 375 °C [from 86 °F to 707 °F]	approx. 35 min from 50 to 650 °C [from 122 °F to 1,202 °F]
Cooling time	approx. 40 min from 375 to 100 °C [from 707 °F to 212 °F]	approx. 60 min from 650 to 100 °C [from 1,202 °F to 212 °F]
Stabilisation time ³⁾	dependent on temperature and temperature probe	
Insert		
Immersion depth	150 mm [5.91 in]	
Insert dimensions	Ø 26 x 150 mm [Ø 1.02 x 5.91 in]	
Insert material	Brass	
Voltage supply		
Operating voltage	AC 115/230 V ±10 %, 50/60 Hz Automatic switchable	
Power consumption	600 W	
Fuse	6.3 A slow blow fuse (at AC 115 V) 3.15 A slow blow fuse (at AC 230 V)	
Power cord	AC 230 V; for Europe	
Communication		
Interface	RS-232	
Case		
Dimensions (W x D x H)	130 x 260 x 280 mm [5.12 x 10.24 x 11.02 in]	
Weight	5.4 kg [11.9 lbs]	6 kg [13.2 lbs]



1) Is defined as the measuring deviation between the measured value and the reference value.

2) Maximum temperature difference at a stable temperature over 30 minutes.

3) Time before reaching a stable value.

The measurement uncertainty is defined as the total measurement uncertainty ($k = 2$), which contains the following shares: accuracy, measurement uncertainty of reference, stability and homogeneity.

Approvals

Logo	Description	Country
	EU declaration of conformity <ul style="list-style-type: none"> ■ EMC directive ¹⁾ EN 61326 emission (group 1, class A) and immunity (industrial application) ■ Low voltage directive EN 61010, safety requirements for electrical equipment for measurement, control and laboratory use ■ RoHS directive 	European Union
	DNV GL (only valid for CTD4000-375 and CTD4000-650) Ships, shipbuilding (e.g. offshore)	International




1) **Warning!** This is class A equipment for emissions and is intended for use in industrial environments. In other environments, e.g. residential or commercial installations, it can interfere with other equipment under certain conditions. In such circumstances the operator is expected to take the appropriate measures.



Certificates




Certificate	
Calibration	Option: 3.1 calibration certificate per DIN EN 10204 Option: DKD/DAkkS calibration certificate
Recommended recalibration interval	1 year (dependent on conditions of use)







Approvals and certificates, see website

Accessories

Inserts for model CTD4000-140		Order code
Description		CTA9I-2O
	Insert undrilled Ø 19 x 104 mm [Ø 0.75 x 4.09 in] Material: Aluminium	-N-
	Insert drilled Ø 19 x 104 mm [Ø 0.75 x 4.09 in] Drilling depth: 145 mm [5.71 in] Material: Aluminium Bore diameter: 1 x 3.3 mm, 1 x 4.8 mm and 2 x 6.4 mm [1 x 0.13 in, 1 x 0.19 in and 2 x 0.25 in]	-W-
	Insert replacement tool	-J-
Ordering information for your enquiry:		
1. Order code: CTA9I-2O		↓
2. Option:		[]

Inserts for model CTD4000-375		Order code
Description		CTA9I-2P
	Insert undrilled Ø 26 x 150 mm [Ø 1.02 x 5.91 in] Material: Brass	-N-
	Insert drilled Ø 26 x 150 mm [Ø 1.02 x 5.91 in] Drilling depth: 145 mm [5.71 in] Material: Brass	

Inserts for model CTD4000-375		Order code
Description		CTA9I-2P
	Bore diameter: 1 x 12.7 mm and 1 x 6.4 mm [1 x 0.50 in and 1 x 0.25 in]	-O-
	Bore diameter: 1 x 3.2 mm, 1 x 4.8 mm, 1 x 6.4 mm and 1 x 11.1 mm [1 x 0.13 in, 1 x 0.19 in, 1 x 0.25 in and 1 x 0.44 in]	-P-
	Insert replacement tool	-J-
Ordering information for your enquiry:		
1. Order code: CTA9I-2P 2. Option:		↓ []

Inserts for model CTD4000-650		Order code
Description		CTA9I-2Q
	Insert undrilled Ø 26 x 150 mm [Ø 1.02 x 5.91 in] Material: Brass	-N-
	Insert drilled Ø 26 x 150 mm [Ø 1.02 x 5.91 in] Drilling depth: 145 mm [5.71 in] Material: Brass	
	Bore diameter: 1 x 15.7 [0.62 in]	-Q-
	Bore diameter: 1 x 17.5 mm [0.69 in]	-R-
	Bore diameter: 1 x 6.5 mm and 1 x 12.7 mm [1 x 0.26 in and 1 x 0.50 in]	-S-
	Bore diameter: 1 x 4.5 mm, 1 x 6.5 mm and 1 x 10.5 mm [1 x 0.18 in, 1 x 0.26 in and 1 x 0.41 in]	-T-
	Bore diameter: 1 x 3.2 mm, 1 x 5 mm, 1 x 6.5 mm and 1 x 9.5 mm [1 x 0.13 in, 1 x 0.20 in, 1 x 0.26 in and 1 x 0.37 in]	-U-
	Bore diameter: 1 x 3.2 mm, 1 x 5 mm, 1 x 7 mm and 1 x 9.5 mm [1 x 0.13 in, 1 x 0.20 in, 1 x 0.28 in and 1 x 0.41 in]	-V-
	Insert replacement tool	-J-
Ordering information for your enquiry:		
1. Order code: CTA9I-2Q 2. Option:		↓ []

	Order code
Description	CTX-A-KB
Transport case	-CC-
Ordering information for your enquiry:	
1. Order code: CTX-A-KB 2. Option:	↓ []

Scope of delivery

- Temperature dry-well calibrator model CTD4000
- Power cord, 1.5 m [5 ft] with safety plug
- Drilled standard insert, depends on instrument version
 - for CTD4000-140 3.3 mm, 4.8 mm and 2 x 6.4 mm
[0.13 in, 0.19 in and 2 x 0.25 in]
 - for CTD4000-375 3.2 mm, 4.8 mm, 6.4 mm and
11.1 mm
[0.13 in, 0.19 in, 0.25 in and 0.44 in]
 - for CTD4000-650 3.2 mm, 5 mm, 7 mm and 10.5 mm
[0.13 in, 0.2 in, 0.28 in and 0.41 in]
- Replacement tools
- Operating instructions

Options

- 3.1 calibration certificate per DIN EN 10204
- DKD/DAkkS calibration certificate

Ordering information

Model / Type of application / Temperature range / Calibration / Insert / Transport case / Power cord / Further approvals /
Additional ordering information

© 01/2020 WIKA Alexander Wiegand SE & Co. KG, all rights reserved.
The specifications given in this document represent the state of engineering at the time of publishing.
We reserve the right to make modifications to the specifications and materials.

