


Utility Thermocouple Handle Probes 304 SS or Inconel® Sheath

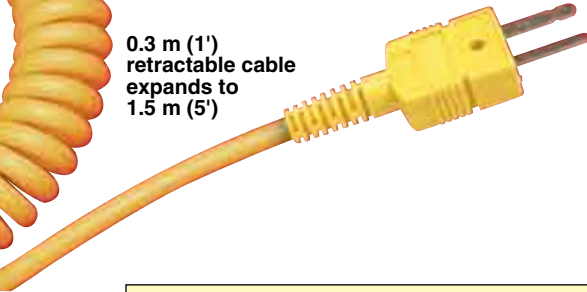
Available as

 See newportUS.com



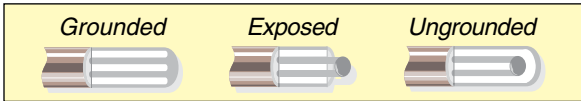
Shown smaller than actual size.

0.3 m (1') retractable cable expands to 1.5 m (5')



Handle is Permanently Molded to Probe Sheath, Includes Cable and Miniature Connector

- ✓ Molded Handle Rated to 220°C (425°F)
- ✓ Retractable Cable with Superior Memory Expands to 1.5 m (5')
- ✓ Subminiature Connector for Use with Handheld Thermometers
- ✓ 300, 450 and 600 mm (12, 18 and 24") Lengths Standard—Custom Lengths Available
- ✓ Companion RTD Probe, Type PR-16 newportUS.com/pr-16
- ✓ 304, 310, 316, 321 SS, Inconel and Super OMEGA CLAD® XL Sheaths




To Order Visit newportUS.com/JH_KH_EH for Pricing and Details

Thermocouple Alloy	Sheath Dia. mm (inch)	Model No. 300 mm (12") Length	Model No. 450 mm (18") Length	Model No. 600 mm (24") Length
Iron-Constantan Inconel Sheath J	1.5 (1/16)	JHIN-116(*)-RSC-12	JHIN-116(*)-RSC-18	JHIN-116(*)-RSC-24
	3.0 (1/8)	JHIN-18(*)-RSC-12	JHIN-18(*)-RSC-18	JHIN-18(*)-RSC-24
	4.5 (3/16)	JHIN-316(*)-RSC-12	JHIN-316(*)-RSC-18	JHIN-316(*)-RSC-24
	6.0 (1/4)	JHIN-14(*)-RSC-12	JHIN-14(*)-RSC-18	JHIN-14(*)-RSC-24
Iron-Constantan 304 SS Sheath J	1.5 (1/16)	JHSS-116(*)-RSC-12	JHSS-116(*)-RSC-18	JHSS-116(*)-RSC-24
	3.0 (1/8)	JHSS-18(*)-RSC-12	JHSS-18(*)-RSC-18	JHSS-18(*)-RSC-24
	4.5 (3/16)	JHSS-316(*)-RSC-12	JHSS-316(*)-RSC-18	JHSS-316(*)-RSC-24
	6.0 (1/4)	JHSS-14(*)-RSC-12	JHSS-14(*)-RSC-18	JHSS-14(*)-RSC-24
CHROMEGA®-ALOMEGA®** Inconel Sheath K	1.5 (1/16)	KHIN-116(*)-RSC-12	KHIN-116(*)-RSC-18	KHIN-116(*)-RSC-24
	3.0 (1/8)	KHIN-18(*)-RSC-12	KHIN-18(*)-RSC-18	KHIN-18(*)-RSC-24
	4.5 (3/16)	KHIN-316(*)-RSC-12	KHIN-316(*)-RSC-18	KHIN-316(*)-RSC-24
	6.0 (1/4)	KHIN-14(*)-RSC-12	KHIN-14(*)-RSC-18	KHIN-14(*)-RSC-24
CHROMEGA®-ALOMEGA®*** 304 SS Sheath K	1.5 (1/16)	KHSS-116(*)-RSC-12	KHSS-116(*)-RSC-18	KHSS-116(*)-RSC-24
	3.0 (1/8)	KHSS-18(*)-RSC-12	KHSS-18(*)-RSC-18	KHSS-18(*)-RSC-24
	4.5 (3/16)	KHSS-316(*)-RSC-12	KHSS-316(*)-RSC-18	KHSS-316(*)-RSC-24
	6.0 (1/4)	KHSS-14(*)-RSC-12	KHSS-14(*)-RSC-18	KHSS-14(*)-RSC-24
CHROMEGA®-Constantan Inconel Sheath E	1.5 (1/16)	EHIN-116(*)-RSC-12	EHIN-116(*)-RSC-18	EHIN-116(*)-RSC-24
	3.0 (1/8)	EHIN-18(*)-RSC-12	EHIN-18(*)-RSC-18	EHIN-18(*)-RSC-24
	4.5 (3/16)	EHIN-316(*)-RSC-12	EHIN-316(*)-RSC-18	EHIN-316(*)-RSC-24
	6.0 (1/4)	EHIN-14(*)-RSC-12	EHIN-14(*)-RSC-18	EHIN-14(*)-RSC-24
CHROMEGA®-Constantan 304 SS Sheath E	1.5 (1/16)	EHSS-116(*)-RSC-12	EHSS-116(*)-RSC-18	EHSS-116(*)-RSC-24
	3.0 (1/8)	EHSS-18(*)-RSC-12	EHSS-18(*)-RSC-18	EHSS-18(*)-RSC-24
	4.5 (3/16)	EHSS-316(*)-RSC-12	EHSS-316(*)-RSC-18	EHSS-316(*)-RSC-24
	6.0 (1/4)	EHSS-14(*)-RSC-12	EHSS-14(*)-RSC-18	EHSS-14(*)-RSC-24
Copper-Constantan Inconel Sheath T	1.5 (1/16)	THIN-116(*)-RSC-12	THIN-116(*)-RSC-18	THIN-116(*)-RSC-24
	3.0 (1/8)	THIN-18(*)-RSC-12	THIN-18(*)-RSC-18	THIN-18(*)-RSC-24
	4.5 (3/16)	THIN-316(*)-RSC-12	THIN-316(*)-RSC-18	THIN-316(*)-RSC-24
	6.0 (1/4)	THIN-14(*)-RSC-12	THIN-14(*)-RSC-18	THIN-14(*)-RSC-24
Copper Constantan 304 SS Sheath T	1.5 (1/16)	THSS-116(*)-RSC-12	THSS-116(*)-RSC-18	THSS-116(*)-RSC-24
	3.0 (1/8)	THSS-18(*)-RSC-12	THSS-18(*)-RSC-18	THSS-18(*)-RSC-24
	4.5 (3/16)	THSS-316(*)-RSC-12	THSS-316(*)-RSC-18	THSS-316(*)-RSC-24
	6.0 (1/4)	THSS-14(*)-RSC-12	THSS-14(*)-RSC-18	THSS-14(*)-RSC-24

* Specify junction type: **E** (Exposed), **G** (Grounded), **U** (Ungrounded) or **S** (Surface). **Note:** PFA Coating is available, with a handle that is not molded in place. Order standard part number with a suffix "-PFA" for additional cost. 200°C (400°F) max.

** For highest temperature and stability rating, change "SS" or "IN" to "XL" for additional cost.

Ordering Examples: KHSS-18G-RSC-12, Type K, 3.0 mm (1/8") grounded junction, 300 mm (12") long, 304 stainless steel sheath
 For additional lengths, consult sales. To Order 310, 316, or 321 stainless steel sheath, change the "SS" in the model number to "310SS, 316SS, or 321SS"; no additional charge. KHXL-14G-RSC-12, Super OMEGA CLAD® XL Type K, 6 mm (1/4") grounded junction, 300 mm (12") long, 321 stainless steel sheath.



Retractable Cord


0.3 m (1') retractable cable expands to 1.5 m (5') Standard miniature connector mates with all handheld thermometers for convenient hook-up.

Discount Schedule

1-10 UnitsNet
11-24 Units10%
25-49 Units20%
50 and UpConsult Sales

Economical Off-the-Shelf Special Tip Probes

* Temperature ratings are dependent on thermocouple type, sheath diameter and environment.

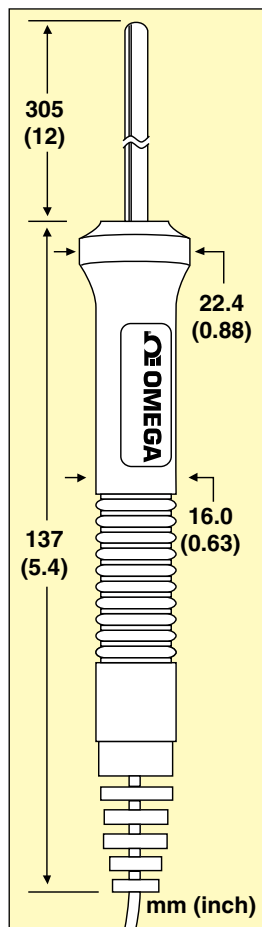


Recommended Handheld Meter

HHM290

- ✓ Large Backlit Display
- ✓ Built-In IR Pyrometer

Probe not included.



Air Probe

Exposed element allows airflow for fast measurement. Rated to 870°C (1600°F). Available with 4.5 mm (3/16") diameter and exposed junction only.

To order, add suffix "-AP" to model number for additional cost.

Ordering Example: KHSS-316E-RSC-12-AP, 300 mm (12") long handle probe, Type K, 4.5 mm (3/16") O.D., 304 SS sheath, exposed junction, air probe tip.



Penetration Probe (Very Popular)

Conical tip, for insertion into soft and semi-frozen material. Rated 1150°C (2100°F). Available with 4.5 mm (3/16") or 6 mm (1/4") diameter and grounded junction only.

To order, add suffix "-NP" to model number, for additional cost.

Ordering Example: KHSS-316G-RSC-12-NP, 300 mm (12") long handle probe, Type K, 4.5 mm (3/16") O.D., 304 SS sheath, grounded junction, conical probe tip.

PATENTED

Covered by U.S. and International patents and pending applications.

SHEATH MATERIALS

Probes made from OMEGACLAD® wire are available with either 304 SS, 310 SS, 316 SS, 321 SS and Super XL or Inconel® 600 Sheathing. While all may be used in a variety of applications, the differences between them can help determine which should be used in a particular application. 304 SS is rated to 900°C (1650°F) and 321 SS is rated to 870°C (1600°F), while Inconel is rated to 1150°C (2100°F). Both materials are rated "Very Good" in oxidizing, vacuum and inert atmospheres, and rated "Good" in Hydrogen atmospheres. 304 SS and 321 SS are recommended for general chemical applications, food applications, oil refinery use and steam lines. 321 SS is the same as 304 except for the addition of titanium as a stabilizer. The titanium helps prevent weld decay at temperatures above 650°C (1200°F). Inconel 600 is preferred in gas furnaces, lead bath, and bath mixtures containing cyanide. Inconel should not be used in salt baths contaminated by sulphur.